

Home Project #10



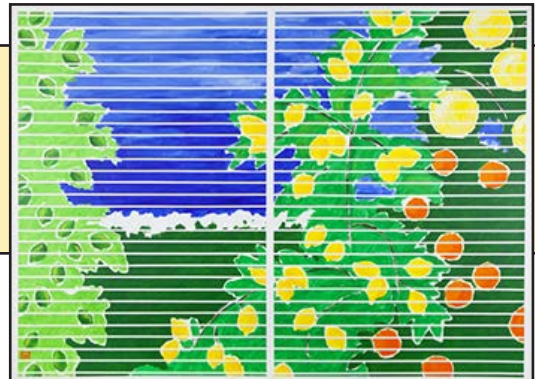
Eiteljorg
Museum

Room with a View: Create a Window Scene from the Comfort of Home



Harry Fonseca (Maidu/Nisenan, Portuguese, Hawaiian, 1946-2006) was a talented and prolific artist, exploring many different styles and themes within in his work. One of my personal favorite pieces, *Bedroom Window*, is the inspiration behind this activity. In *Bedroom Window*, Fonseca painted the view outside of a bedroom window, using the window as a viewfinder or frame for the painting. The fruit trees and landscape are not shown in a photo realistic way. Instead, Fonseca used abstraction or exaggerated colors, textures and simplified shapes and forms to create the scene and communicate feeling. Do you see the horizontal white lines running through the painting? He even included the mini blinds!

Materials

- Paper
- Crayons, pencils, markers, paint – anything really!
- Tape – painter's or low tack tape works best



Right: Harry Fonseca (Maidu/Nisenan/Portuguese/Hawaiian, 1946-2006) *Bedroom Window*, 2005. Acrylic on canvas. Gift of Harry S. Nungesser in loving memory of his partner Harry Fonseca, image (C) Harry Fonseca Collection, Autry Museum of the American West



Directions

Step 1: Find a window and take a few minutes to look at the scene outside. What do you see?

Tip: If you don't have space to work near the window, snap a quick photo and work from anywhere using the photo for reference.

Step 2: Tape off any areas you would like to remain white. You can create the window frame, blinds or even curtains using tape.

Step 3: Draw, paint, and create your vision of the outdoor scene. Don't get bogged down in the details! Instead, use abstraction to draw attention to the important elements and set the scene for the overall feeling you want to get across. Be sure to fill the entire window!

Step 4: Carefully remove the tape. Take a photo of your work and share it by tagging #EiteljorgAtHome.

Eiteljorg Museum of
American Indians and Western Art
Telling Amazing Stories

Visit eiteljorg.org for additional home projects.